

# Feel the Magic SHARE the Magic

## The Infinity Ambassador Program



## Congratulations on Joining the Ambassador Program!

Thank you for joining us on this fantastic journey into personal revelation and cosmic integration! Be the guide for your friends, family, and loved ones.

We are excited to have you as an Ambassador, joining a global community dedicated to spreading love, peace, and healing. Your role is crucial in helping others discover the transformative power of Star Magic Healing, while also earning income.

As an Ambassador, you have access to our simple and intuitive affiliate portal. Here, you'll find your unique referral link, which you can share on your website, blog, and social media. Anyone who clicks your link and makes a purchase or becomes an Infinity Member will be tracked to your account, earning you a commission.



### Share Your Link:

Promote your unique referral link through your website, blog, social media, or emails.



### Customer Clicks:

Potential customers click on your link and are directed to the Star Magic store.



### Make a Purchase:

When a customer makes a purchase through your referral link, it gets tracked back to you.



### Earn Commission:

You earn a commission on the sale, typically a percentage of the total purchase amount.



# How to use the affiliate area

## Log into your account

Username

Password

☐ Remember Me

Log In

[Lost your password?](#)

## Getting Started

### Set Up Your Affiliate Portal

First, log in to the affiliate portal using the credentials sent to your email. Familiarize yourself with the dashboard where you'll find your referral link and other essential tools. From there you can generate your first referral link.

[Login to your portal](#)

### 1. Access Your Affiliate Dashboard

After logging in, you'll be directed to your affiliate dashboard. This is your control center.

### 2. Generate Your Referral URL

Navigate to "Affiliate URLs"

Here, you'll see your affiliate username and your main referral URL.

To create a custom referral URL:

Enter a Page URL: Copy the URL of any page from our website that you want to promote.

Add a Campaign Name (optional): If you want to track specific campaigns, enter a name here.

Click "Generate URL": This will create a unique referral link that you can share.

### 3. Check Your Statistics

Navigate to "Statistics". View your clicks, conversions, and earnings. This helps you track how well your promotions are performing.

### 4. Review Graphs

Navigate to "Graphs". Visualize your performance over time. See trends in your referrals and earnings.

### 5. Track Your Referrals

Navigate to "Referrals". See detailed info about the referrals you've generated, including the date, status, and amount earned.

### 6. Manage Your Payouts

Navigate to "Payouts". Check the status of your payments. See when and how much you've been paid.

### 7. Monitor Your Visits

Navigate to "Visits". Track the visits generated by your referral links. Understand which links are driving the most traffic.

### 8. Use Promotional Creatives

Navigate to "Creatives". Access banners, images, and other promotional materials you can use to boost your referrals.

### 9. Adjust Your Settings

Navigate to "Settings". Update your personal information, payment details, and notification preferences.

### 10. Log Out Safely

Navigate to "Log Out". Remember to log out of your affiliate account when you're done to keep your information secure.



# Promotional Materials

## About Your Creative Pack

### How to use the creative assets

As a new affiliate, you'll receive access to a pack of promotional images. Use these on your website, blog, or social media to attract more people to the Star Magic Tribe. By using the assets effectively, you'll be able to attract more people to the Star Magic Tribe, increase your referrals, and maximize your earnings. Keep your promotional efforts consistent, engaging, and authentic to build a loyal following

### Website and Blog Integration

Incorporate these promotional materials seamlessly into your website and blog. Place eye-catching banners prominently on your site to attract visitors and encourage them to click through to the Star Magic store. Consider using sidebar widgets to keep these visuals visible as visitors navigate your site. Additionally, embedding these images into your blog posts with referral links ensures that readers can easily make a purchase if they're interested.

### Social Media

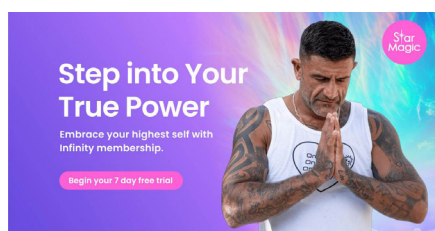
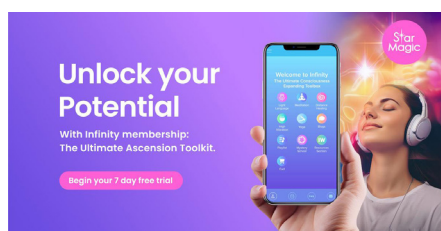
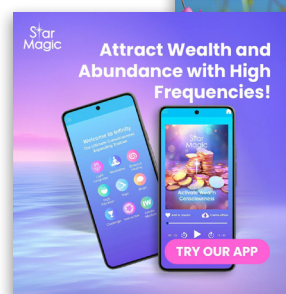
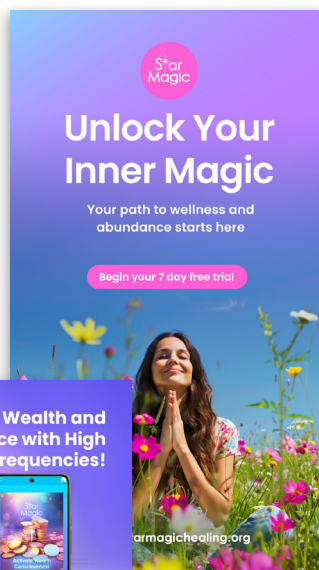
Leverage the power of social media by sharing promotional images across all your accounts, including Facebook, Instagram, Twitter, and LinkedIn. Create engaging posts that highlight the benefits of Star Magic products and services. Use relevant hashtags and compelling captions to increase your posts' reach and engagement. Tag Star Magic and utilize trending topics to attract more attention. To maintain a consistent presence, plan and schedule regular posts using these images with tools like Hootsuite or Buffer.

### Email Marketing

Enhance your email marketing efforts by incorporating promotional images into your newsletters, making them visually appealing and drawing attention to your referral link. Adding a small banner or image to your email signature with a call to action and your referral link ensures that every email you send has the potential to generate interest and drive traffic.

### Community Engagement

You could engage with your community by using promotional materials in local events, fairs, or workshops. Print out some of the promotional materials to hand out and use them to create attractive booths or tables. Or, share the images in relevant online communities and groups where potential Star Magic members might be active. Make sure you follow the group's rules and provide value with your posts to build trust and interest.





# Tips for Success

Using Your Creative Pack

- **Understand Star Magic and Infinity**

Before you start promoting, take the time to thoroughly understand the Infinity membership offerings. Participate in the weekly group meditations, Light Language transmissions, and cosmic yoga sessions. The better you understand and believe in what you're promoting, the more authentic and effective your promotion will be.

- **Build Authentic Relationships**

Success in affiliate marketing is built on trust. Focus on building genuine relationships with your audience. Engage with them, answer their questions, and share personal stories about how Star Magic has impacted your life. Authenticity creates trust, and trust leads to conversions.

- **Use Multiple Platforms**

Don't limit yourself to just one platform. Use a mix of social media channels, blogs, emails, and even in-person events to reach a broader audience. Each platform has its own strengths and can help you connect with different segments of your potential customer base. Share your journey and the benefits of Star Magic on your social media platforms. Use the promotional materials provided to enhance your posts.



- **Create Valuable Content**

Share valuable content that educates and inspires your audience. Write blog posts, create videos, and share testimonials that highlight the benefits of Infinity membership. Content that adds value will attract more people and keep them engaged.

- **Optimize Your Communication**

Make sure your messages are clear, concise, and compelling. Use eye-catching headlines and strong calls to action. Regularly update your content to keep it fresh and relevant. Test different types of content and promotional strategies to see what works best.

- **Engage Regularly**

Consistency is key! Regularly engage with your audience through posts, stories, and live sessions. Answer comments and messages promptly. The more active and engaged you are, the more trust and loyalty you build.

- **Stay Motivated and Persistent**

Ambassador success doesn't happen overnight. Stay motivated, be persistent, and keep learning. Celebrate your successes, no matter how small, and use any setbacks as learning opportunities. Your dedication and effort will pay off over time.







# Your Earnings

About commission and bonuses

## Understanding Your Earnings

- **Monthly Earnings:**  
By focusing on growing your referrals, you not only increase your monthly earnings but also earn substantial bonuses as you hit higher commission thresholds. Your success directly translates into higher earnings and rewards.
- **Performance Bonuses:**  
Earn additional bonuses as you reach higher commission thresholds. For every £10,000 you earn in commissions, you get an additional £1,000 bonus.



### 50 members

Monthly earnings

**£412**

(Based on 50 members

@ £8.25 = £412.50)

Annual earnings

**£4,950**

### 100 members

Monthly earnings

**£825**

(Based on 100 members

@ £8.25 = £825)

Annual earnings

**£9,900**

Performance bonus  
**£1,000**

### 300 members

Monthly earnings

**£2,475**

(Based on 300 members

@ £8.25 = £2,475)

Annual earnings

**£29,700**

Performance bonus  
**£3,000**

Infinity Product Price: **£33 per month** | Commission Rate: **25%**

